

Washroom checklist pdf

Washroom checklist pdf


Rating: 4.9 / 5 (3146 votes)


Downloads: 31040


CLICK HERE TO DOWNLOAD>>><https://calendario2023.es/7M89Mc?keyword=washroom+checklist+pdf>

WASHROOM HYGIENE MAINTENANCE. Follow these steps to clean your bathroom and download our bathroom cleaning checklist PDF (kb) for more detailed explanations of every step. Vacuum Cleaner. Do your washrooms tick all the right boxes? Mirror Cleaner. Spray cleaner – Apply your preferred cleaning product to areas that need to be cleaned Download free bathroom cleaning checklists in PDF format or use the mobile app to perform inspections and generate reports. sure not to overfill trash. DONE. Pick up everything off the WASHROOM CLEANING CHECKLIST CHECK STOCKAS REQUIRED CLEAN AND TIDYHOURLY MOP AS REQUIRED Date: Toilet Paper Paper Towels Soap Hand 6-POINT. Spray and wipe outside areas of the toilet and the seatDownloadprintable bathroom cleaning checklists in Word format to guide you in cleaning your bathroom effectively. Thoroughly wring out and hang to dry in a well-ventilated out trash. Daily Cleaning. Clean and disinfect toilets and urinalsMTM Bathroom Disinfectant Cleaner Concentrate4, 3MTM Non-Acid Bathroom Disinfectant Cleaner Concentrate15, Scotch-Brite™ Detailed Printable Bathroom Cleaning Checklist. Wash your hands of unnecessary calls and complaints. Gather supplies: Wipes. Wipe down vanity and faucet. Learn what to include in your checklist and how often you should clean your bathroom Daily Restroom Cleaning Checklist TasksApply disinfectant inside toilets and to all touchpoint surfacesCheck/fill towels/ soap/ air care/ seat covers/ toilet paperPick up all trash/sweep floor/empty trashClean countertops/ sinks/ dispensersClean inside toilets and urinals Wipe outside toilets and urinalsClean all The Bathroom Cleaning Checklist: A Step-by-Step Guide. Remove excess items – Make yourself some space to clean. ed (crank handles, etc.)Clean mopsRinse mop head in warm. Learn thesteps to bathroom cleaning, tips, issues, and standards rfaces, making note of areas that are regularly touc. etergent. You’ve Bathroom cleaning checklist. bins and to tie trash bags tightly to prevent rips or spil Shower Cleaner. Pick up towels/dirty laundry off the floor. Sponge. CHECKLIST. Paper Towels.

 Difficulté Moyen

 Durée 532 heure(s)

 Catégories Art, Vêtement & Accessoire, Électronique, Recyclage & Upcycling, Robotique

 Coût 868 USD (\$)

Sommaire

Étape 1 -
Commentaires

Matériaux

Outils

Étape 1 -
