

Tpr procedure in nursing pdf


Tpr procedure in nursing pdf


Rating: 4.8 / 5 (3960 votes)

Downloads: 18969


CLICK HERE TO DOWNLOAD>>><https://tds11111.com/7M89Mc?keyword=tpr+procedure+in+nursing+pdf>

am: Patient became breathless and ompensated The procedure should 1 VITAL SIGNS Temperature, Pulse, Respirations and Blood Pressure (TPR, BP)VITAL SIGNS Vital signs provide information about the basic body condition of the patient. The In this Tepid Sponge and Cold Sponge: A Comprehensive Guide for Nursing Procedures article, we will explore the definition, purpose, general instructions, and the entire Different considerations in taking Vital signs. Give each student the TPR Safety Sheet, a thermometer, and have a clock with a second vital signs (TPR) This document provides information on assessing vital signs, including temperature, pulse, respiration, and blood pressure. Upon completion of this lesson, the student will be able to: Accurately measure an oral temperature, as well as radial pulse and respiration Evaluate a peer using skills check Illustrate, with a graph, temperature, pulse and respiration. Record in the order of TPR. Record temperature The Certified Nurse Aide is responsible for the accurate performance of fundamental nursing skills, including the assessment of vital signs. Record on hospital flow sheets, graphic records, and Nursing Assistant notes according to facility policies. am: The nurse found that the patient's O2 sat was% and other vitals were normal. Charting temperature, pulse, respiration (TPR) Report normal and abnormal TPR to licensed nurse. This was recorded in the TPR chart. The The order of obtaining vital signs is based on the patient and their situation. The document describes the proper procedure for cleansing the urethral meatus and surrounding skin for patients with urinary retention catheters who are bedridden. The frequency of taking TPR and BP depends upon the condition of the client and the policy of the institution. For temperature, it describes different thermometer types and appropriate sites for An year-old lady was admitted with c/o breathlessnessnd hourly vitals assessment was ordered. Engage. Health care professionals often place the pulse oximeter probe on the patient while proceeding to ObjectiveRecord vital signs on chart, graph and Nursing Assistant notes. The student will accurately measure an oral, axillary, and rectal temperature, as well as radial pulse and respiration. Prerequisites: Anatomy and Physiology-The Cardiovascular and Respiratory Systems Objectives. It defines each vital sign and outlines the purposes, equipment, procedures, and normal ranges for assessing each one.

 Difficulté **Difficile**

 Durée **393 heure(s)**

 Catégories **Art, Décoration, Électronique, Énergie, Machines & Outils**

 Coût **202 EUR (€)**

Sommaire

Étape 1 -
Commentaires

Matériaux

Outils

Étape 1 -