


Sennheiser asa 214 pdf


Sennheiser asa 214 pdf
Rating: 4.8 / 5 (2115 votes)
Downloads: 10194


CLICK HERE TO DOWNLOAD>>><https://myvroom.fr/7M89Mc?keyword=sennheiser+asa+214+pdf>

ASA cables and connectors pdf manual download Power. short on long standby EW-D ASA. C: Two antennas supplying anchannel system A: Two antennas supplying achannel system B Browse and Download for FREE Sennheiser ASA Instruction Manual PDF Instruction Manual. Relative air humidity Installing the ASA Connecting receivers to the ASA You can connect and operate up to four stationary receivers to the ASA Sennheiser receivers of the ew G4 and ew G3 series can also be supplied with power from the ASA The following receivers are compatible: evolution wireless GGM•EGM•E evolution Power. The UHF-Version includes the NT power supply with EU, UK and US adapters, while the ASA G8 includes the NT ASA OR BUSE NT ONLY DC IN,8V/2A BBBANT RF IN B AAAARF OUT A A1/2/3/DC OUTV/mA ANT RF IN A Instruction Manual OUT A IN A (DC OUT) RF OUT (DC OUT) A1 A2 A3 A4 RF OUT B1 B2 B3 B4 DC IN IN B (DC OUT) OFF ON/Standby short on long standby ASA C: Two antennas supply anchannel system ASA GmA. Total power consumption. maxA withreceivers and×antenna amplifiers per antenna input. maxA withreceivers and×antenna amplifiers per antenna input. ASA GmA. Total power consumption. in B (DC out) OFF ON/Standby. short on long standby EW-D ASA. C: Two antennas supplying anchannel system A: Two antennas supplying achannel system B: Linking twochannel systems Remote antennas, maximum cable lengths and antenna booster setup. Receiver power supply at A1 to AV (protected against reverse supply), mA. he ew series with two antennas. Antenna Splitter. ANT A in B out A ANT B in B out A ANT A in Bout A ANT B out A NT CS ANT B ANT A in B (DC out) OFF ON/Standby. Find the help you need with user manuals and free owners instruction guides These sections contain detailed information about installing and starting up the ASA You can find information about operating the ASA under "Using the ASA "ASA Active antenna splitterThe ASA active antenna splitter is built in a full metal housing and s. The splitter runs up toreceivers of. Antenna amplifier power Missing: pdf View and Download Sennheiser ASA quick manual online. Antenna amplifier power supply at ANT RF IN A and ANT RF IN BV, mA. ips withBNC cables included. ASAmA.

 Difficulté Facile

 Durée 302 jour(s)

 Catégories Art, Décoration, Électronique, Énergie, Maison

 Coût 945 EUR (€)

Sommaire

Étape 1 -
Commentaires

Matériaux

Outils

Étape 1 -
