





Road Tubeless Tape Installation

How to install tubeless tape

 Difficulté Facile

 Durée 20 minute(s)

 Catégories Sport & Extérieur

 Coût 30 USD (\$)

Sommaire

Introduction

Video d'introduction

Étape 1 - Tubeless Rim Tape and Valve Stem Removal

Commentaires

Introduction

Here's how to put tubeless tape on your wheel



Matériaux

- Tubeless tape

Outils

Flashlight
Small knife



Étape 1 - Tubeless Rim Tape and Valve Stem Removal

Remove any existing rim strip or rim tape from the rim.
Remove the valve stem, nut, and o-ring from the rim.

