




# Piccolo cnc drawing robot

Piccolo is a mini cnc robot that allows you to draw on flat surfaces. The robot can be programmed via Arduino or via a visual coding software such as mBlock.

 Difficulté **Difficile**

 Durée **20 heure(s)**

 Catégories **Électronique, Machines & Outils, Robotique**

 Coût **50 EUR (€)**

## Sommaire

Introduction

Étape 1 - Create your own piccolo robot

Étape 2 - Program the piccolo robot

Notes et références

Commentaires

## Introduction

Piccolo is a mini cnc robot that allows you to draw on flat surfaces. The robot can be programmed via Arduino or via a visual coding software such as mBlock.

Une version française de ce tutoriel est disponible [ici](#).

## Matériaux

Instructions on how to create a replica of the piccolo robot, including a list of parts, are available [here](#).

## Outils

laser cutter, general purpose DIY tools, computer

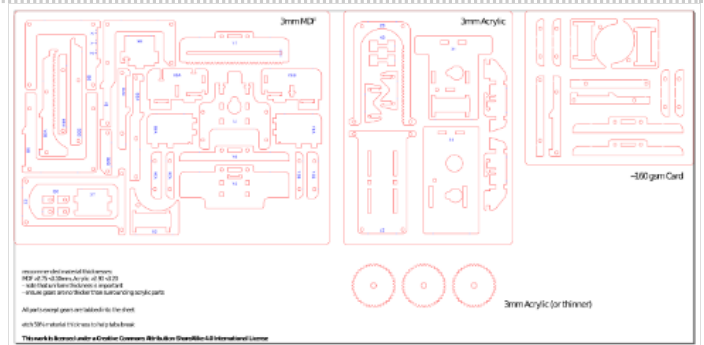
## Étape 1 - Create your own piccolo robot

Instructions on how to create a replica of the piccolo robot are available [here](#).

The robot is functional even without the z-axis. Assembling the z-axis is in fact quite complex, and the result is not a lot different than a piccolo robot with only x and y axis.

The design of the piccolo parts is available [here](#) in .svg format, which we believe is the most convenient of all.

Finally, note that, for the laser cutting of the piccolo robot, you may use mdf or another type of wood exclusively. Acrylic is in fact a lot more expensive than wood, and the robot works well even with all parts being made out of mdf or similar material.



## Étape 2 - Program the piccolo robot

You can program the piccolo robot to have it draw simple shapes (squares, rectangles) or text.

To program the piccolo robot you may use mBlock. Download mBlock [here](#).

On mBlock, the code to control piccolo may look something like this:



---

## Notes et références

This tutorial was produced as part of the FabEdu project, co-financed by the Erasmus + Programme of the European Union.

Project number: 2017-1-FR02-KA205-012767

The content of this publication does not reflect the official opinion of the European Union. Responsibility for the information and views expressed therein lies entirely with the author(s).