



Open pdf with word


Open pdf with word


Rating: 4.8 / 5 (4877 votes)


Downloads: 5077

CLICK HERE TO DOWNLOAD>>><https://myvroom.fr/7M89Mc?keyword=open+pdf+with+word>

Select OK when Word tells How to convert PDFs to Word. Locate your PDF file with the file browser and select Open. A step-by-step tutorial on how to open a PDF in Microsoft Word Desktop and then convert to a Word document. For Mac users: Open Finder from your dashboard, search for "Acrobat Reader" in the search box, then open the program Upload a document. To convert a PDF document, you will first need to open a PDF document in Acrobat Reader Then use Immersive Reader or Translate the docume To open a PDF document in Word, follow these steps: Launch Word. Convert scanned PDF to DOC keeping the layout For PC users: Click the  Win key, type "Acrobat Reader," then press  Enter. Select File > Open. This tool is free, secure, and works on any browser PDF to Word conversion is fast, secure and almost % accurate. Follow these easy steps to turn a PDF into a Microsoft Word document: Click the Select a file button above, or drag and drop a file into the drop Best way to convert PDF to WORD online at the highest quality.

 Difficulté **Moyen**

 Durée 267 minute(s)

 Catégories Jeux & Loisirs, Robotique, Science & Biologie

 Coût 16 EUR (€)

Sommaire

Étape 1 -

Commentaires

Matériaux

Outils

Étape 1 -

.....