

Norma aws d1 5 en español pdf

Append pdf to word


Rating: 4.6 / 5 (3195 votes)


Downloads: 31578


CLICK HERE TO DOWNLOAD>>><https://tds11111.com/7M89Mc?keyword=append+pdf+to+word>

Browse for the PDF you want. Browse to file you want to insert, and then click Open. For Outlook, click inside of the body of an item, such as an email message or calendar event. Click OK. The PDF will attach directly to the Word document wherever you have your cursor Check Display as Icon and uncheck Link to File. Need to insert a PDF into a Word doc? Learn how to easily insert PDF files directly into Word or convert them into DOCX format The easiest way to attach a PDF to a Word document is to simply insert the file. Simply upload PDF files you want to Add a PDF to your Office file. Click Okay. Select "Object" from the menu. Click OK. More options. Browse for the PDF you want to insert. Click Insert > Object > Create from file. Inserting a PDF into your Word document as an image is easy with these simple steps: Convert your image Combine PDF files into one Word for free. Click Create from File > Browse. The "Object" window will now appear. From there, you can adjust the size or position of the PDF, just like you would an image A small drop-down menu will appear. This PDF to Word Merger app app is designed to join several PDF into a Word document. While using Microsoft Word, follow these steps: Open the Word document you want to attach Quick List: How to Insert a PDF into Word Document as an Image. Excel for Microsoft Word for Microsoft Outlook for Microsoft More See how to insert a file in PDF format into your Office file as an Open the Word document you want to add the PDF to. Your chosen PDF should insert directly into the Word document. Here, click the "Create From File" tab and then select "Browse." Navigate to the location of the PDF, select it, and then click "Insert." Now, you need to ide if you want to (1) link directly to the source file, and/or (2) display the PDF Start Word and then click Insert in the menu barIn the Text section, click ObjectIn the Object dialog box, click Create from FileClick Browse and then click OK. Use the Click Insert > Object in the Text group. Click Insert > Object > Create from File. If you just want to reuse some of the text from a PDF—for example, a short passage Open the Word document you want to attach the PDF to.

 Difficulté Difficile

 Durée 426 minute(s)

 Catégories Énergie, Sport & Extérieur, Recyclage & Upcycling

 Coût 909 USD (\$)

Sommaire

Étape 1 -
Commentaires

Matériaux

Outils

Étape 1 -
