

Me caso conmigo misma pdf

How to email picture as pdf on iphone


Rating: 4.5 / 5 (1901 votes)


Downloads: 49053


CLICK HERE TO DOWNLOAD>>><https://calendario2023.es/7M89Mc?keyword=how+to+email+picture+as+pdf+on+iphone>

You can do it directly through the Photos app or use a third-party app if you need additional Converting Pictures to PDF on iPhone. You're adding this action so that your shortcut accepts photos as input. Once you're in the Photos app, browse through your albums and select the photo you want to convert to a PDF. You can select a single photo or multiple photos if you want to create a PDF with several images. Then, tap on Select Photos. Now, tap on JPEG and select PDF from the list. In the newly added "Select Photos" section, turn on the "Select Multiple" toggle. Once you've selected all the photos you want to convert to PDF, tap the three-dot menu icon in the lower right corner of your screen. Tap Create PDF. Here, tap the "Search" field. This will allow you to choose multiple photos to convert to PDF. Step 1: Select the photo you want to convert. Your iPhone or iPad is always full of different pictures in various formats. You can convert them individually into multiple PDF files or If you want to convert more than one image, tap the three-dot menu in the top right corner of your screen and tap Select instead, then tap to select your photos. Transforming a picture into a PDF on your iPhone is surprisingly straightforward, thanks to one built-in iOS feature that's also available on Mac. Converting a picture to a PDF on an iPhone is a simple process. Next up, tap on Media, scroll through the list, and choose the Convert Image option. Here's how: Open the Photos app and tap Select to Method iPhone's Print Feature. Now, tap on the search bar at the bottom and tap on Categories. Tap on the small arrow next to Select Photos and turn on the Select Multiple toggle. In the "Search" field, type "Select Photos." Then choose "Select Photos" in the search results. Has someone asked you to send them a PDF with images, but all the images are on your iPhone? There's a quick way. One of the simplest ways to convert a picture to a PDF on your iPhone is by using the built-in Print option. Learn how to convert photos to PDFs right from your iPhone.

 Difficulté Moyen

 Durée 263 minute(s)

 Catégories Art, Vêtement & Accessoire, Décoration

 Coût 679 EUR (€)

Sommaire

Étape 1 -

Matériaux

Outils

Étape 1 -
