

Lighting for cinematography pdf

Lighting for cinematography pdf


Rating: 4.4 / 5 (1291 votes)


Downloads: 20478


CLICK HERE TO DOWNLOAD >>> <https://calendario2023.es/7M89Mc?keyword=lighting+for+cinematography+pdf>

Hard Light. Work with different light sources to overpower the sunlight with artificial light Soft Light Lighting for Cinematography, the first volume in the new CineTech Guides to the Film Crafts series, is the indispensable guide for film and video lighting. The color temperature we associate with pure sunlight, typically around 5,500K. Written by veteran gaffer Missing: pdf Light output from a direct source travels in a straight line, and light is known as hard light LIGHTING Contrast Ratios Relationship = (4 stop Difference) = (3 stop Difference) Missing: cinematography The purposes of lighting for cinematography are to contribute to the storytelling, mood, and image composition, and to direct the viewer's eye. Use negative fill: For creating an artificial shadow. The color temperature we associate with incandescent light, typically around 3,000K. Written by Good lighting can make them look real, while real lighting often makes them look fake. Lighting for Cinematography, the first volume in the new CineTech Guides to the Film Crafts series, is the indispensable guide for film and video lighting Chances are, if you're a filmmaker, you have! Lighting also establishes the conscious psychological Missing: cinematography Lighting for Cinematography, the first volume in the new CineTech Guides to the Film Crafts, is the indispensable guide for film and video lighting. Learn the basics of film lighting with cinematographer Andrey Beresnev. Daylight. The "practical" light sources on a structured to mimic a week semester, the chapters cover such things as lighting for movement, working with windows, night lighting, lighting the three planes of action and non-fiction lighting Daylight. The color temperature we associate with pure sunlight, typically around 5,500K. Nail the point lighting: Key, fill and back light. The color temperature we associate with incandescent light, typically Lighting is one of the first things that we respond to when viewing a film scene at an immediate and unconscious level. Tungsten Light. Light that hits the subject directly from the source, creating sharp shadows. Tungsten Light.

 Difficulté **Moyen**

 Durée **261 jour(s)**

 Catégories **Alimentation & Agriculture, Bien-être & Santé, Maison, Jeux & Loisirs, Robotique**

 Coût **598 USD (\$)**

Sommaire

Étape 1 -

Matériaux

Outils

Étape 1 -
