

Le festin de babette livre pdf


How to combine pdf on mac


Rating: 4.4 / 5 (4959 votes)

Downloads: 29063


CLICK HERE TO DOWNLOAD>>><https://tds11111.com/QnHmDL?keyword=how+to+combine+pdf+on+mac>

Sort all documents ascending or descending by Missing: mac Follow these easy steps to combine PDF documents into one file: Click the Select a file button above, or drag and drop files into the drop zone. Reorder the files if needed. Visit Adobe Acrobat online services from your Safari Upload the PDF files you want to merge. This means the option to merge PDFs only appears when you right-click on a group of PDFs and not on other file types On your Mac, click the Finder icon in the Dock to open a Finder window. With the PDF merge online tool, you can combine PDF files easily following these simple steps: Drag and drop the files you want to merge into the drop zone. Here's the step-by-step for the process: Open the folder containing the PDF files you want to combine and select the respective PDFs. Drag and drop the files you want to merge into the drop zone. Combine PDF: Upload Files > choose files > Download > rearrange as needed > Combine. Double-finger click on your selected files and go to Quick Actions. If you need to combine multiple PDF files into a single file, and you have a Mac, you can easily combine several PDFs for free Merge PDF files on Mac using Finder. Reorder the files if Combining PDF files on a Mac is really simple. Click Merge files. Click Create PDF Download the merged PDF Adobe Acrobat: Combine Files > Use Now > Add Files > choose files > Add Files > order as you wish > Combine. Sort your files by dragging and putting them in the order you want them to be merged in. Note: The files appear in the PDF in the same order that you select them. Select the files you want to combine into a PDF. Alternatively, you can select the files on your desktop. Select the files you want to , ·Open Automator on your Mac Choose the "Service" document type Make sure the "Service receives selected" option is set to "PDF files" in "Finder". Control-click the selected files, then choose Quick Actions > Create PDF How to combine PDF files on a Mac for free with Acrobat online tools. You can also merge your PDF files directly in Finder. The Merge tool makes it simple to combine PDF files whether you're working on a Mac, a PC, or a mobile device like an iPhone or iPad. Follow the steps below to benefit from our convenient PDF merge tools.

 Difficulté Facile

 Durée 318 jour(s)

 Catégories Électronique, Bien-être & Santé, Machines & Outils, Musique & Sons, Jeux & Loisirs

 Coût 685 EUR (€)

Sommaire

Étape 1 -
Commentaires

Matériaux

Outils

Étape 1 -
