

Iso 26262 part 6 pdf

Iso 26262 part 6 pdf


Rating: 4.8 / 5 (5215 votes)


Downloads: 95258

CLICK HERE TO DOWNLOAD>>>https://vefykako.hkjhsuies.com.es/PTWv4K?sub_id_1=de_it&keyword=Iso+26262+part+6+pdf


by using schemes like automotive safety integrity level (asil) defined by iso 26262, we help you define the exact targets you will require to implement functional safety standards. people who can most benefit from this training include:. the technical safety requirements from the system level must be detailed down to high- quality safety requirements for software. iec 61508 is an international standard published by iec (international electrotechnical. functional safety requires the software development process to be adapted to the content and requirements of iso 26262. this also involves maintaining a clear focus on safety- critical factors. the procedures used to develop this document and those intended for its further maintenance are described in the iso/ iec directives, part 1. the course begins with an introduction to the iso 26262 functional safety standard. the training focuses on iso 26262, part 6 and. the iso 26262 series of standards addresses the safety- related aspects of these activities and work products. several core concepts are introduced, including automotive safety integrity level (asil) ratings, safety requirements, the safety life cycle and safety management. systems and their components released for production, or systems and their components already under development prior to the publication date of this document, are exempted from the scope of this edition. 3- 2 origins of iso 26262 and other functional safety standards. this training is co- developed with our partner. iso: road vehicles - functional safety - part 6: product development at the software level. for asil d development, teams that must perform tool validation according to iso 26262 part“ confidence in the use of software tools”) need to complete tool validation within their build environment. figure 1 shows the overall structure of the iso 26262 series of standards. the training focuses on iso 26262, part 6, and product development at the software level. the training gives an introduction to the iso 26262 software development process, the safety- analysis- related process an overview of tools for software. iso: (e) introduction the iso 26262 series of standards is the adaptation of iec61508 series of standards to address the sector specific needs of electrical and/ or electronic (e/ e) systems within road vehicles. about this training. 2 the iso: standard. it also describes related topics such as tool qualification, component qualification and freedom from interference. part 10: guideline on iso 26262. this adaptation applies to all activities during the safety lifecycle of safety- related systems comprised of electrical, electronic and software components. example “ 2- 6” represents clause 6 of iso. the software architecture must implement all functional requirements and safety mechanisms. the iso 26262 series of standards is based upon a v- model as a reference process model for the different phases iso 26262 part 6 pdf of product development. iso 26262, titled " road vehicles – functional safety", is an international standard for functional safety of electrical and/ or electronic systems that are installed in serial

production road vehicles (excluding mopeds), defined by the international organization for standardization (iso) in, and revised in. iso 26262 covers the entire life cycle of such electrical and electronic components,. click here to purchase the full version from the. this helps ensure that safety- critical defects are not missed due to installation or configuration errors. iso 26262 addresses possible pdf hazards caused by malfunctioning behaviour of e/ e safety- related systems, including interaction of th

 Difficulté **Difficile**

 Durée **615 heure(s)**

 Catégories **Énergie, Alimentation & Agriculture, Bien-être & Santé, Musique & Sons, Robotique**

 Coût **74 USD (\$)**

Sommaire

Étape 1 -

Commentaires

Matériaux

Outils

Étape 1 -
