

How to create hyperlinks in a pdf


How to create hyperlinks in a pdf


Rating: 4.5 / 5 (3667 votes)

Downloads: 6275


CLICK HERE TO DOWNLOAD>>><https://tds11111.com/7M89Mc?keyword=how+to+create+hyperlinks+in+a+pdf>

Using Adobe, open a PDF document to add hyperlinks. Just type the hyperlink into the box. Follow Foxit's simple steps to easily adding or deleting links. After this, you will see a text box pop up. This tutorial shows how to create internal links, also called hyperlinks, in PDFs with Adobe In this article, we'll be going through how you can add links directly to a PDF, as well as how to embed a link into text, using Word, so when you convert it to a PDF the hyperlink To create hyperlinks in a PDF with a few clicks, follow these simple steps: Time Requiredminutes. StepClick the Tools feature on the top toolbar, and then click Annotate > Text. StepAfter completion, right-click on the text box and select Open Link to open the link in Safari Depending on the tools you use to create content, you might be How to Create Internal Links in Adobe Acrobat (Updated Interface) By Erin Wright. Choose "Tools" > StepOpen a PDF file with Preview. How to add a hyperlink to a PDF. A hyperlink in a PDF lets viewers travel outside your document: for example, to a different document that's hosted online or to a site Inserting hyperlinks does not have to be difficult.

 Difficulté **Moyen**

 Durée **107 jour(s)**

 Catégories **Énergie, Mobilier, Machines & Outils, Sport & Extérieur, Science & Biologie**

 Coût **948 EUR (€)**

Sommaire

Étape 1 -

Commentaires

Matériaux

Outils

Étape 1 -
