

Guitar tunings pdf

Guitar tunings pdf


Rating: 4.8 / 5 (4279 votes)


Downloads: 33454


CLICK HERE TO DOWNLOAD>>><https://myvroom.fr/7M89Mc?keyword=guitar+tunings+pdf>

With the strings unfretted, open A tuning gives you a voicing identical to a first-position A chord in standard tuning, with the D, G What is Open Tuning on Guitar? In Drop D, bass notes on the 6th string are always frets above their standard place. The further down you go in the tunings (eg steps down), the lower everything will sound Open A. Open A tuning (low to high, E A E A C# E) is to open G what open E tuning is to open D the same thing a whole step higher and, similarly, for many players, its electric-guitar counterpart (FIGURE). For example, C major chords are fingered similarly in the three tunings. Here are a few possibilities These tunings take the standard EADGBE tuning and shift each string down the same distance. This means all of the below alternate tunings will feel exactly the same to play as standard. Frets represent The most commonly used open guitar tunings are open E, D, G and A You can easily tune the strings by comparing them to the G & D strings. Different open tunings are prevalent in a wide variety of musical styles such as blues, rock, country and folk. The only difference is how they sound. In Open G you can use A & F chord shapes on strings for G, C and D voicings. You can easily tune the strings by comparing them to the G & D strings For the low C bass, you can compare with the G string and listen for a power chord th In Drop D, bass notes Modal G tuning chart for additional chords in both the Open G and G Minor tunings. For the low C bass, you can compare with the G string and listen for a power chord. There are other ways to a tune a guitar Guitar Tunings Tuning Standard E A D G B E Baritone B E A D F# B Baritone A D G C E A C6 C G C G A E DADGAD D A D G A D D Minor D A D F A D D Modal D A The Alternate Tuning Guide shows you how to slip your guitar into all the popular alternate tunings, shows you how to finger open and bar chords, how to play representative The table of intervals for the 7th chord reads 0, 4, 7, Starting at E=0, count around the circle of notes to G#=4, B=7 and D= Next, highlight or circle the notes E, G#, B, D on the fretboard. "Open tunings" are when the unfretted or open strings of the guitar are tuned in such a way as to sound a specific chord. By choosing various subsets of the notes, numerous E7 chords can be found. When the strings of Guitar String Notes (Standard Tuning) In standard tuning these are the open string guitar notes: This is the way most guitars are tuned.

 Difficulté **Moyen**

 Durée **581 heure(s)**

 Catégories **Électronique, Énergie, Alimentation & Agriculture, Maison, Recyclage & Upcycling**

 Coût **605 USD (\$)**

Sommaire

Étape 1 -
Commentaires

Matériaux

Outils

Étape 1 -
