

Gtkmm tutorial pdf


Gtkmm tutorial pdf


Rating: 4.3 / 5 (1020 votes)


Downloads: 44642


CLICK HERE TO DOWNLOAD>>><https://tds11111.com/7M89Mc?keyword=gtkmm+tutorial+pdf>

For instance, gtkmm is a version of the gtkmm API F. Working with gtkmm's Source Code. ChapterBasics. Setting up jhbuild. It is possible to install gtkmm on your home machine 5 Working with GTKmm First, make sure that you have the correct version of GTKmm installed. files. Hand-coded source files. This chapter will introduce some of the most important aspects of gtkmm coding. Generating files. There is an older gtkmm API, called gtkmm, which can be installed in Recommended Books. Installing and Using the git version of gtkmm. The student environment (ubuntuNNN) is using version (GTKmm This book explains key concepts of the gtkmm C++ API for creating user interfaces. For instance, see Widgets, Dialogs, ListView and TextView. G. Wrapping C Libraries with gmmproc. See also the Programming with gtkmm book ChapterBasics. There is an older gtkmm API, called gtkmm, which can be installed in parallel. These will be demonstrated with simple working example code. Initialization If you want to block waiting for a dialog to return before returning control flow to your code, you can call run().This function enters a recursive main loop and waits for the user to respond to the Description. However, this is just a taster, so you need to look at the other chapters for more substantial information This documentation is for the gtkmm API, where nothing else is said. gtkmm is the official C++ interface for the popular GUI library GTK. Highlights include typesafe callbacks, and a comprehensive set of widgets that are easily extensible via inheritance. The gtkmm/gtkmm names refer to the API/ABI series and not the release version. This documentation is for the gtkmm API, where nothing else is said. The Programming with gtkmmtutorial is available online along with the rest of our documentation. The build structure. The Ubuntu undergraduate machines,, have gtkmm installed as the default version. The Meson build system is also described onlineDocumentation Overview. It also introduces the main user interface elements ("widgets") Documentation Overview.

 Difficulté **Moyen**

 Durée **467 minute(s)**

 Catégories **Vêtement & Accessoire, Mobilier, Musique & Sons, Jeux & Loisirs, Recyclage & Upcycling**

 Coût **919 EUR (€)**

Sommaire

Étape 1 -
Commentaires

Matériaux

Outils

Étape 1 -
