

Geogebra befehle pdf

Geogebra befehle pdf


Rating: 4.9 / 5 (4745 votes)


Downloads: 85715


CLICK HERE TO DOWNLOAD>>>https://ohomod.hkjhsuies.com.es/PTWv4K?sub_id_1=de_it&keyword=Geogebra+befehle+pdf


0 web and tablet app [2], which feature minor. die werkzeugleiste. an introduction to geogebra downloading and installing acquiring geogebra geogebra pdf is an application for exploring and demonstrating geometry and algebra. das gradzeichen ° erhältst du mit alt + o. erste schritte mit geogebra. this is a fully functioning version of geogebra, scheduled to become the official webstart version in late august (you will then follow the procedure in section 1 to get geogebra4. this manual covers the commands and tools of geogebra 4. geogebra classic cheat sheet. centerview command. search() - executes a search for a matching text and returns its position. note: these commands don't return any object, therefore cannot be nested in other commands. let your students build comfort and fluency in solving algebraic problems, like simplifying algebraic expressions or solving linear equations, while getting instant hints and feedback. checkbox command. this manual covers the commands and tools of our geogebra classic app [2].) easily using the style bar: just click at the top of the graphics view to show or hide it. dieses handbuch umfasst alle befehle und werkzeuge von unserer geogebra classic app [2]. this manual covers the commands and tools of geogebra 5. die imaginäre einheit í erhältst du mit der tastenkombination alt + i. press the enter key after every input to create the corresponding object. vielleicht interessierst du dich auch für unsere anderen mathe- apps oder für anleitungen zu diesen:. you can change the appearance of objects (color, type of line,. our math practice tool offers new ways for learners to access algebraic transformation in an understandable way. slice() - extracts a section of a string and returns it as a new string. split() - splits a string object into an array of strings at a specified. via properties dialog and are meant to simplify scripting in geogebra. create dynamic constructions constructions in geogebra consist of mathematical objects of several types which can be created using tools or commands. export- to export a construction from geogebra to other formats (for example, screen capture), click file export file type. es soll als hilfstellung dienen, um befehle nachzuschlagen und als beispiel zu sehen. die 5 kapitel beziehen sich in erster linie auf den oberstufenstoff im bereich analysis. an introduction pdf to geogebra 2. durch klicken auf eines der felder öffnen sich werkzeug- boxen, die ähnliche befehle enthalten. match() - retrieves the matches of a string against a search pattern. 0 let's begin by getting geogebra4. please go to the geogebra help center or geogebra user forum. solve problems step- by- step. you may also be interested in our other apps: geogebra graphing calculator [3] and geogebra graphing calculator tutorials [4] geogebra geometry app [5] and geogebra geometry tutorials [6]. nachdem ich mich seit kurzem mit geogebra beschäftige, sind es im wesentlichen die befehle, die man meiner ansicht nach für den oberstufenunterricht benötigt. there are currently versions available for windows, mac os x, linux and other java- enabled platforms. advanced features. using

commands you can produce new and modify existing objects. to hide an object, right click on it (mac os: ctrl- click) and uncheck “ show object”. geogebra geogebra befehle pdf supports two scripting languages - ggbscript and javascript. die zeichen findest du aber auch unter dem - zeichen in der eingabezeile. replace() - find and replace specified geogebra befehle pdf text in a string. from geogebra manual. geogebra provides several math apps [1] for learning and teaching at all le

 Difficulté **Moyen**

 Durée **199 heure(s)**

 Catégories **Décoration, Énergie, Sport & Extérieur, Jeux & Loisirs, Recyclage & Upcycling**

 Coût **98 EUR (€)**

Sommaire

Étape 1 -

Commentaires

Matériaux

Outils

Étape 1 -
