

Flat cap pattern pdf


Flat cap pattern pdf


Rating: 4.7 / 5 (2445 votes)

Downloads: 10167


CLICK HERE TO DOWNLOAD>>><https://calendario2023.es/7M89Mc?keyword=flat+cap+pattern+pdf>

Zigzag stitch on the seam allowance. Side PanelPlace straight end of panel on the fabric fold Flat Cap Pattern, PDF Sewing Pattern,Sizes, Irish flat cap, Baker Boy Hat, Christmas Gift, Video Tutorial? CONNECT WITH US(pattern sale)
<https://sewingp> Put interfacing in the brim. Cut out. This pattern is nice for sewing a matching The flat cap is a classic men's style, which is now a unisex fashion essential. The easing in the front of the cap allows the seam to ride elegantly around the top front edge. Stitch around. Sew the front of crown to the brim. This flat cap sewing pattern comes in sizes newborn to adult extra large. If the interfacing is too hard, omit the stitch of the edge. This pattern is nice for sewing a matching hat for other accessories such as a bow tie, a handbag, a headband, a diaper cover, or those baby shoes. (Videoof 2) A digital sewing pattern by petitboo Sew a flat cap hat with this digital PDF pattern and tutorial. High quality brim inserts are also available in Sew a flat cap hat with this digital PDF pattern and tutorial. This flat cap pattern has no exposed seams, however there is a little hand Sew the brim to the crown. This flat cap sewing pattern comes in sizes newborn to adult extra large. Instead, make eyelets on the brim and crown together. Top PanelPlace the top panel on the fabric foldTrace around from top to bottomPattern indicated where to stop on the foldOnce traced. In my country, a cap like this is called "hunting cap". (Videoof 2) Second video on the flat cap tutorial. If you like flexible size, unseam the dart about 5cm Learn how to make a professional looking flat cap with this tutorial. Materials How to make a flat cap. Fold the hem, stitch a ribbon. This instructional video will show you how to make a professional looking cap with Tony's flat cap pattern. Here are the links for your FREE Pattern Pieces for the Classic Men's Flat Cap. Even though we called it a "men's flat cap" it truly is unisex and many women love to wear it Sewing» Flat cap. Flat cap (cloth cap) Why not make a flat cap for your father? This pattern includessizes and can be made in a wide range of medium-weight fabrics, to suit all StepCutting Outer Fabric. Watch the video on newsboy caps to learn alternative methods for a "one size fits all" style. This is made of blue denim.

 Difficulté Facile

 Durée 398 heure(s)

 Catégories Bien-être & Santé, Maison, Musique & Sons

 Coût 263 USD (\$)

Sommaire

Étape 1 -
Commentaires

Matériaux

Outils

Étape 1 -
