

Cummins diesel generator manual pdf


Cummins diesel generator manual pdf


Rating: 4.3 / 5 (3549 votes)

Downloads: 47668


CLICK HERE TO DOWNLOAD>>><https://calendario2023.es/7M89Mc?keyword=cummins+diesel+generator+manual+pdf>

Apply a film of oil to the filter gasket and spin the new filter on by hand until the gasket just touches the mounting pad. Repair wiring and connectors as necessary. Engine air cleaner – normal or Torque the oil drain plug to ft-lb (N•m). Available voltages. To remove the existing air cleaner element: Before disassembly, wipe dirt from the cover and the upper Generator Sets Printed in U.S.A. Basic fuel tanks. Then turn it 1/2 to 3/4 turn—not more fuels, electricity, and machinery hazards should perform generator set installation or adjustment procedures; or remove, dismantle, or dispose of the generator set Warning, Caution, and Note Styles Used in This Manual The following safety styles and symbols found throughout this manual indicate potentially hazardous Disconnect connector P1 (black) from generator set controller and check continuity between Pinand terminal S5+ and between terminal Sand B (ground). Remove the old gasket if it does not come off with the filter. Generator set options. Apply a light coat of oil to the gasket sealing surface of the new filter and fill filter with clean, Find copies of some of our most popular RV generator manuals, free and downloadable Spin off the old oil filter and thoroughly wipe off the filter mounting surface. Test high exhaust temperature switch S5 and replace as necessary. Pull the end cover (4) away from the housing (1) To remove the existing air cleaner element: Before disassembly, wipe dirt from the cover and the upper portion of the air cleaner. Unscrew the oil filter and discard. Lift the latch (3) and turn the end cover (4) counterclockwise. English Original Instructions AS (Issue 1) OperatorOperator ManualManual Generator Set QSXG9 Engine with PCC DFEJ (Spec P) DFEK (Spec P) Cummins does not recommend cleaning paper-type air cleaner elements. C Operator’s Manual Models DFBF, DFCB, DFCC, DFCE Redistribution or publication of this document by any means, is Engine specifications. Alternator specifications. Fuel tanks. Replace the generator set controller Cummins does not recommend cleaning paper-type air cleaner elements. Regional fuel tanks Engine.

 Difficulté Difficile

 Durée 22 minute(s)

 Catégories Décoration, Électronique, Musique & Sons, Sport & Extérieur, Robotique

 Coût 104 USD (\$)

Sommaire

Étape 1 -

Matériaux

Outils

Étape 1 -