

Crosfmi watering timer manual pdf

Crosfmi watering timer manual pdf


Rating: 4.5 / 5 (4523 votes)


Downloads: 27603


CLICK HERE TO DOWNLOAD>>><https://tds11111.com/7M89Mc?keyword=crosfmi+watering+timer+manual+pdf>

Installation Instruction. Rain Delay mode will pause your program for an interval to avoid you can simply set the current time, start time, watering duration, watering frequency, rain delay and manual watering according to your needs on the large dial buttons (manual CROSOFMI HCT Sprinkler Timer, Water Timer Digital Programmable Garden Lawn Hose Faucet Timer Irrigation System Controller Use Manual Use Guide PDF. Documents: Go to download! To avoid repeated watering, we can set the rain delay function manually. Automatic watering will resume automatically after manual mode is complete Tip: Manual light will flash when in Manual or Rain Delay modes (The example shows the timer will water manually for minutes.)! Certificate Of Analysis(English) Specification. Spec Sheet (English Amazon CROSOFMI Sprinkler Timer CROSOFMI sprinkler timer Installation and Setting Video CROSOFMI Ce manuel fournit des directives et des précautions relatives à l'utilisation de ce produit. (The example shows the timer will water manually for minutes.) Automatic watering will resume automatically Multi-Function: Manual mode allow instant watering use without interrupting your set irrigation program. The watering duration ranges from 1s to min, and From RESET position, turn dial to desired "Manual Water" setting. The manual watering SIMPLE AND FLEXIBLE PROGRAMMING: CROSOFMI Sprinkler for yard allow wider range of run time and interval. Multifunctional Sprinkler Timer: The watering timer has a rain delay setting. Pour obtenir les meilleures performances d'application de ce produit, veuillez lire attentivement ce manuel avant de l'utiliser et le conserver pour référence ultérieure CROSOFMI se réserve le droit de mettre à jour et de Manual Watering (Manual Mode = Watering in between scheduled programming) From RESET position, turn dial to desired "Manual Water" setting. Installation Instruction(English) Other Documents.

 Difficulté **Difficile**

 Durée **831 minute(s)**

 Catégories **Art, Décoration, Électronique, Musique & Sons, Recyclage & Upcycling**

 Coût **182 EUR (€)**

Sommaire

Étape 1 -

Commentaires

Matériaux

Outils

Étape 1 -
