

Cmas gold prüfungsfragen pdf

Barrel sauna plans pdf


Rating: 4.6 / 5 (2974 votes)


Downloads: 6695


CLICK HERE TO DOWNLOAD>>><https://myvroom.fr/7M89Mc?keyword=barrel+sauna+plans+pdf>

The overall installation instructions are the same This manual and assembly video are designed to be used for all Almost Heaven Barrel Saunas. the heater box with the “caution” signs. Mount the long bolts in th BARRELS Installation guide Barrel N°Installation Guide Barrel N°The Wait Is Over. You might have to do this on site if transporting a 6×6’ (or larger) circular wall will be a problem. These instructions are specifically wri°en to guide you through each step Its to mount the heater,long andshort. From selecting the right materials to constructing the walls and installing the heating system, How to Build a Barrel Sauna Step- Build The Walls. Pre-drill two holes on the back panel of your sauna centered between the two benches, so that the base of your heater sitstonches of of the floor of your barrel sauna. Drill two holes on the back panel of your sauna centered between the two benches, so that the base of your heater sits” of of the floor of your barrel sauna. We’ll show you how to build a barrel sauna from scratch and provide you with your own homemade sauna plans. First you have to build your walls. Lay out your 2×6’s (or whatever you’re using) so you can cover a 6×6 circular diameter Our sauna plans and designs will show you everything from barrel design and building materials needed all the way through installation tips and tricks so you can get started today! the heater box with the “caution” signs. These are found in. Whether it’s a backyard barrel sauna, sauna kit or other barrel sauna you have in mind – we’re here to help you figure out the next steps. If it looks like a lot, it is. Everything you need to build your very own Thermory Barrel Sauna is right there in front of you. While there are various sizes, features and product names for our various In this article, we guide you through the process of building your own barrel sauna. These are found in. But if While there are various barrel sauna models with different features, this manual is designed for all Almost Heaven barrel saunas. Mount the long bolts in th That’s plenty of room for you and the friends helping you put this together. If it seems too complicated to assemble, it isn’t. Once your done, you’ll have your very own easy to use round The Thermory Barrel Sauna N°is designed for up to six people and is outfi°ed with a porch. Unlock Plans Now to mount the heater, two long and two short.

 Difficult  Facile

 Dur e 986 heure(s)

 Cat gories V tement & Accessoire,  lectronique, Recyclage & Upcycling, Robotique, Science & Biologie

 Co t 708 EUR ( )

Sommaire

Étape 1 -

Commentaires

Matériaux

Outils

Étape 1 -
