

# Cd4e transmission pdf

Cd4e transmission pdf


Rating: 4.7 / 5 (3839 votes)


Downloads: 28804


CLICK HERE TO DOWNLOAD>>><https://myvroom.fr/7M89Mc?keyword=cd4e+transmission+pdf>

Created Date/13/ PM Inspect the servo piston for cracks on its pressure surfaces and in the sealing area. Dry all Use the following charts to identify the gear ratio of the CD4E by engine size, year and transmission code. Squeeze the servo piston lip for flexibility. In addition, you should regularly inspect the Includes specifications, torque settings, problem diagnosis, shift speeds plus more information. This unit is also found in the Ford Contours and the Mercury Mystique. Thus was provided durability of the valve body and solenoids. FigInstalling Step by step instructions for a pull down and rebuild. If damaged, install a new O-ring seal, before installing the connector into the case. Like most modern automatic transmissions automatic transmission CD4E require appropriate service. The same manual auto shops and dealers reference to. This book is from an Prepare the transaxle for assembly by proceeding with the following steps: Clean all parts (except the friction plates, seals and intermediate/overdrive band) in solvent. This is not your everyday off the shelf auto The FORD CD4E is a computer controlled, four speed automatic overdrive transaxle and first appeared in the Probe with the Liter engine. A. K. Legg,Robert Jex,Jeremy ChurchillFord Ranger 5R55E Transmission Repair Manual, This is the PDF service repair manual for the Ford Ranger Transmission Transercase 4x4 system. Car owner should regularly change the oil in the gearbox, and filter elements. Vehicle Year CD4E Equipped with the L Engine Transmission CD4E FWDSpeed D C E B A\*Converter Reactor \*Low Rev ClutchAUTOMATIC TRANSMISSIONS Ford CD4E Overhaul FigIdentifying Thrust Bearing, Shims & Washers. This manual covers the procedures necessary for diagnosis, teardown, repair and overhaul of the CD4E transaxle CD4E transmission – information about rebuild LA4A-EL. Inspect the solenoid valve body harness connector O-ring seal for damage. If the lip feels brittle, install a new piston Cd4e Transmission Repair Manual. Look for damage near the point where the servo piston is attached to the servo rod.

 Difficulté Très facile

 Durée 735 minute(s)

 Catégories Vêtement & Accessoire, Décoration, Mobilier

 Coût 905 USD (\$)

## Sommaire

Étape 1 -

Matériaux

Outils

---

Étape 1 -

---