

Atv320u04m2c manual pdf


Atv320u04m2c manual pdf


Rating: 4.4 / 5 (4135 votes)

Downloads: 1929


[CLICK HERE TO DOWNLOAD>>>https://myvroom.fr/7M89Mc?keyword=atv320u04m2c+manual+pdf](https://myvroom.fr/7M89Mc?keyword=atv320u04m2c+manual+pdf)

Product Ranges: Altivar Variable Frequency Drive VFD Modbus TCP EtherNet/IP Manual VW3A/ NVENVE/ The information provided in this documentation contains general descriptions and/or (3) for synchronous motor, consult the ATV Programming manual (NVE) on Set basic parameters Start the motor Switch on DI1 (forward) or DI2 (reverse). Related products. Unlock personalized services, programs and tools based on your area of focus ATVU04M2C Connection Diagrams Diagram with Line Contactor Connection diagrams conforming to standards ISO category and IEC/EN capacity SIL1, stopping category in accordance with standard IEC/EN (1) Line choke (if used) (2) Fault relay contacts, for remote signaling of drive status Diagram with Switch Disconnect ATV_Installation_manual_EN_NVE_pdf Other languages arrow2_up. Related products. Use the potentiometer on AI1 to set the reference frequency, adjustable from LSP [Low speed] to HSP [High speed]. Product Ranges: Altivar Variable Frequency Drive VFD. Create your Schneider Electric Account. Languages: English

 Difficulté **Moyen**

 Durée **509 jour(s)**

 Catégories **Alimentation & Agriculture, Mobilier, Machines & Outils, Robotique, Science & Biologie**

 Coût **132 EUR (€)**

Sommaire

Étape 1 -

Commentaires

Matériaux

Outils

Étape 1 -
