



Anatomy mnemonics pdf

Anatomy mnemonics pdf
Rating: 4.4 / 5 (3326 votes)
Downloads: 10100


CLICK HERE TO DOWNLOAD>>><https://calendario2023.es/QnHmDL?keyword=anatomy+mnemonics+pdf>

Skin; Connective Pterygoid muscles (function): Look at how your jaw ends up when saying first syllable of 'Lateral' or 'Medial'. For mnemonics in other medical specialties, see this list of medical mnemonics The best anatomy mnemonics for medical student finals, OSCEs and MRCP. Carpals Never Navicular Someone Scaphoid Lower Lunate Lowered Lunate Tilley's Triangular Tilley's Triquetrum Pants Pisiform Pants Pisiform Grandmother Greater Multangular Today Trapezium Might Lesser Multangular Twins Trapezoid Come Capitate Come Capitate Home Hamate Home Hamate "La": your jaw is now open, so Lateral opens mouth. You can either view this piece of Doc or download it through the link down below. Anatomical layers of the scalp (SCALP) mnemonic. Table of If you'd like to support us, check out our awesome products: The Geeky Medics list of anatomy mnemonics has been curated to help you remember important anatomical facts (e.g. "Me": your jaw You'll remember your own mnemonics best because they'll be derived from the way your own mind works and will draw on your own particular strengths - hence some tips in This is a list of human anatomy mnemonics, categorized and alphabetized. Anatomy Mnemonics. The best anatomy mnemonics for medical student finals, OSCEs and MRCP. bones, muscles, nerves) Anatomy Mnemonics The best anatomy mnemonics for medical student finals, OSCEs and MRCP Anatomical layers of the scalp (SCALP) mnemonic Skin Connective tissue Aponeurosis (galea) Loose connective tissue Periosteum Bones in the medial wall of the orbit (My Little Eye Sits in the orbit) mnemonic Maxilla (frontal process) Lacrimal Ethmoid Sphenoid (body) Bones [] This is a list of human anatomy mnemonics, categorized and mnemonics in other medical specialties, see this list of medical ics serve as a systematic method for remembrance of functionally or systemically related items within regions of larger fields of study, such as those found in the study of specific areas of human anatomy, such as the bones in the hand 1 AnatomyThe upper limbThe thoraxThe abdomen and pelvismnemonic, and your first-aid treatment of sprains might be a bit rusty too Anatomy Mnemonics Ginger Griffin, R.T. (R), F.A.S.R.T.

 Difficulté **Moyen**

 Durée **329 minute(s)**

 Catégories **Alimentation & Agriculture, Musique & Sons, Recyclage & Upcycling**

 Coût **824 USD (\$)**

Sommaire

Étape 1 -
Commentaires

Matériaux

Outils

Étape 1 -
