

A tour of c pdf free download


Take only few pages from pdf


Rating: 4.8 / 5 (1239 votes)


Downloads: 36267

CLICK HERE TO DOWNLOAD>>><https://myvroom.fr/7M89Mc?keyword=take+only+few+pages+from+pdf>

Select multiple PDF files and merge them in seconds. Luckily, you can extract certain pages for free using built-in features in Google Chrome and your computer, or you can use Adobe Acrobat Only need specific pages from your large PDF file? First of all, you need to open the tool on your PC and move your cursor to the left panel to add a PDF file. Trusted By Millions · Money Back Guarantee ·/7 Tech SupportService catalog: Document Management, Electronic Signatures, Cloud Storage Open Acrobat. You can extract pages from one PDF with a maximum of pages and a file size of up to MB. To reduce the size of a file, you can try the Acrobat Compress PDF tool Do you have a large PDF file with only a few pages of information you need? Click “Finish” to extract your PDF pages. Choose File > Create > Combine Multiple Files into a single PDF. If the file is already open, then choose Combine Files from the right menu. Merge & combine PDF files online, easily and free StepOpen a PDF File. Download your extracted pages when ready—done! StepOpen and Modify PDF Print SettingsImport or drag & drop your file to our Extract PDF Pages tool. Tick the box for the pages you want to extract. Select the file, click Open, and upload the file to the interface. This is an easy way to bring multiple PDFs together into one. iLovePDF's Split PDF tool offers options to extract individual pages or a whole range of pages from your main PDF file, and even merge them together in a new PDF Toggle to extract selected pages as a single PDF or separate PDFs. Use Smallpdf to split your PDF into individual pages, or delete pages from an existing PDF. Free to use online, no registration required Extract PDFs up to pages. You can choose a variety of documents at once, such as Microsoft PowerPoint presentations, images, emails, and more Our tool above can combine two or even up toPDFs for you. Click Add Files or Add Open Files, or drag files into the Add Files window. Once you've uploaded all your files, make sure they are Select PDF files. Tap on the "Open PDF" button to locate the desired file from the local browsing window. To change the order of your PDFs, drag and drop the files as you want. To start, hit the “UPLOAD FILES” button and upload up toPDFs. Please, select more PDF files by clicking again on 'Select PDF files'. An online Split PDF tool allows you to select and extract the pages you need, to save or send them instantly. Upload from computer. Conversely, you can drag and drop your PDFs to the area that says “Drop Your Files Here”. Select multiple files by mantaining pressed 'Ctrl'.

 Difficulté **Moyen**

 Durée **723 heure(s)**

 Catégories **Art, Vêtement & Accessoire, Énergie, Alimentation & Agriculture, Science & Biologie**

Sommaire

Étape 1 -
Commentaires

Matériaux

Outils

Étape 1 -